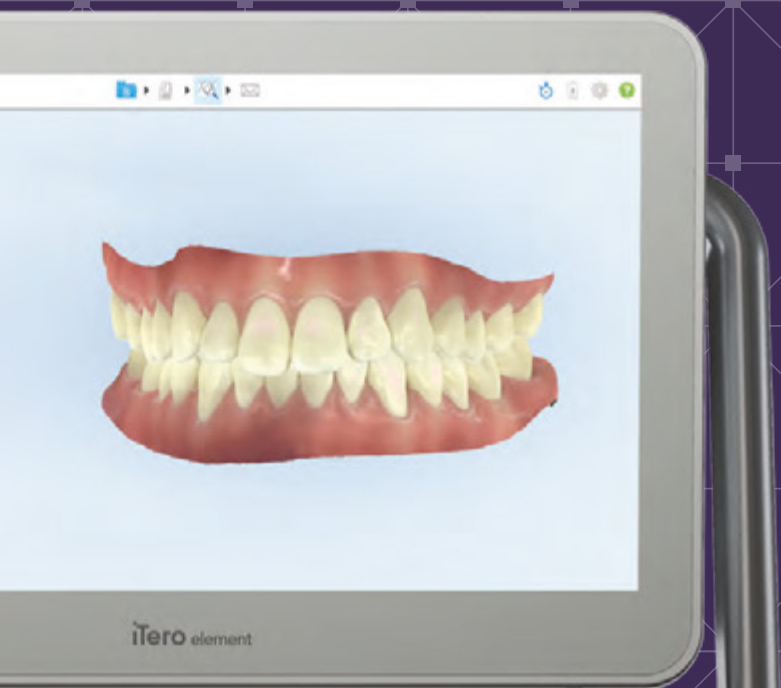


īTero®

Visualize
a better
practice



Powerful &



I'm iTero Element 2 and I bring innovation to visualization

iTero Element 2 delivers faster scan processing, enhanced ergonomics and high-definition color imaging, making it the perfect partner for the modern practice.

Experience the next generation

- Next-gen computing means faster scan processing and quicker start-ups
- 2X faster start-up than the current iTero Element¹
- Expanded 21.5" touch widescreen delivers better visualization
- Integrated battery for uninterrupted scanning²
- Ergonomic, centered cradle provides easy wand access

**We're big
on results**

60 seconds

Complete a full arch scan in
as little as 60 seconds⁴

portable

I'm iTero Element Flex and I go wherever you go

iTero Element Flex, a wand-only system with a portable, custom carrying case, lets you bring the technology to even the smallest operator. Experience the convenience of on-the-go scanning.³

Experience portability

- Get the speed, reliability and clear imaging you've come to expect from iTero Element
- Wand-only system allows for quick and easy transport between offices
- Stunning 3D scans for chairside consults with compatible laptops³
- Carrying case fits the laptop, wand and accessories, with lightweight design and a compact footprint



2.4 million +
restorative scans
performed worldwide⁵

3 million +
Invisalign treatment
related scans⁶

25% faster
The iTero Element 2 processes
scans 25% faster⁷

Our roots are



Restorative workflows



Crowns



Bridges



Implant abutments



Veneers



Inlays



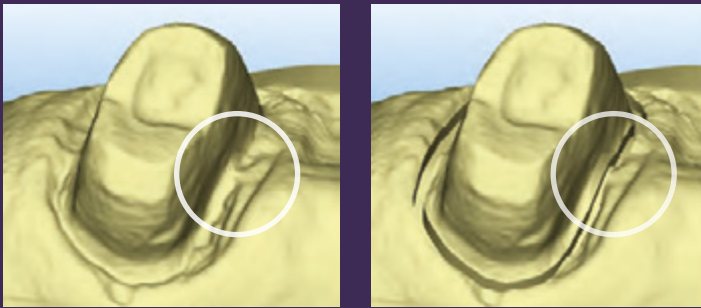
Onlays

in restorative

Think I'm just for Invisalign treatment?
Think again.

Restorative file interpretation

The iTero modeling process helps to ensure efficient laboratory submission, minimize scan retakes and enable consistent restorative outcomes.



Before

After

Open STL export

iTero restorative STL files are open to send directly to your lab or to export from your iTero cloud account.

Expansive lab network

Restorative solutions are now more convenient than ever with iTero's network of over 3,000 laboratories, implant and digital treatment planning providers.

Chairside milling integrations

Our collaborations with Glidewell.io™ and Exocad allow you to export scans directly from the iTero Element interface to CAD software and milling partners, for faster, more precise restorations.



Seeing is be

Don't just tell your patients they need treatment.

Show them why.



believing

Visualization is an important driver for patient treatment acceptance.

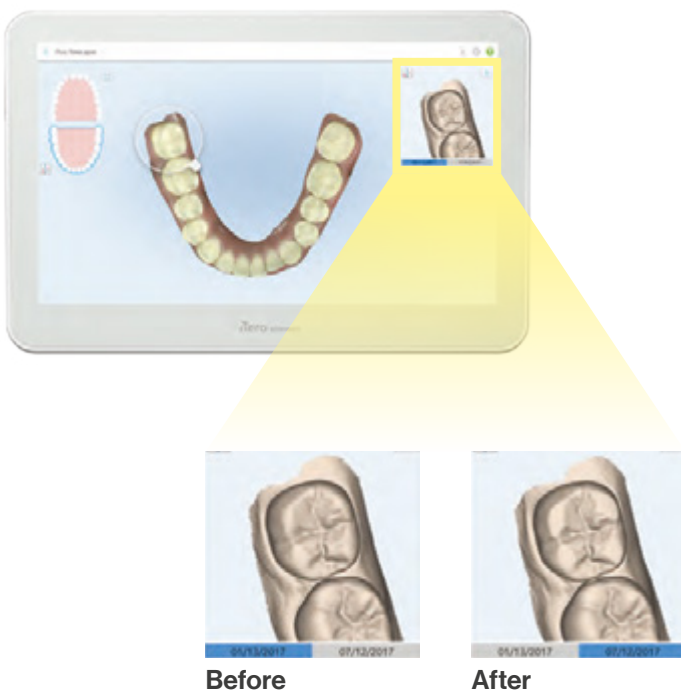
“Patient case acceptance immediately improved, and it soon became obvious that we had stumbled onto something great....By the end of the year, I had 34 new Invisalign case starts and increased my case acceptance rate to greater than 80%.”⁸

– Dr. Jeffrey Chustckie, DMD

iTero scanners are not just impression taking devices. They're much more than that. With software like TimeLapse, you can also show patients how their teeth are moving over time, how gingival recession is progressing and so much more – all in real-time. That's the power of seeing is believing.

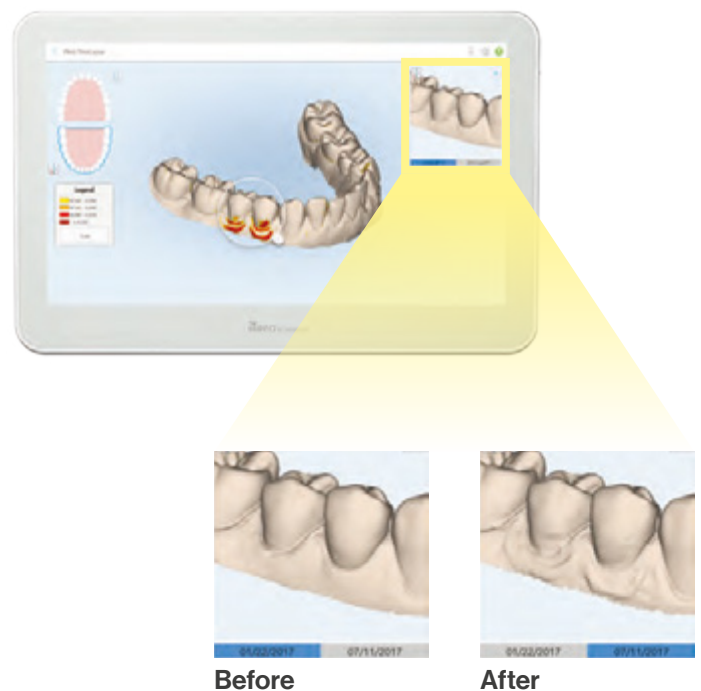
iTero TimeLapse in color

Expressing signs of tooth wear



iTero TimeLapse in monochromatic

Expressing signs of gingival recession



Invisalign

I provide integrated solutions

The Invisalign & iTero solution is one extremely powerful digital solution with the proven ability to grow your practice.

Increase case acceptance

Exclusively powered by iTero, the Invisalign Outcome Simulator helps patients visualize their treatment outcome, make real-time adjustments to simulations and easily project corrections, extractions, IPR, etc.

Track progress

See how your patients' new scans compare with their ClinCheck treatment plans with Invisalign Progress Assessment. Use this tool as motivation on compliance or education on treatment tracking.

Plan faster

ClinCheck treatment plans submitted using iTero scans are typically posted, on average, 3 times faster to the Invisalign Doctor Site (IDS) than cases using PVS impressions.⁹



I'm proven to grow practices

A recent peer-reviewed study published by *The Journal of Clinical Dentistry* confirms the introduction of iTero digital scanning with Invisalign treatment increases case volume and drives practice growth.¹⁰

integration



Within 1 year
the iTero scanner can pay for itself¹⁰



More cases

5.92

additional Invisalign
cases at 12 months



Greater receipts

\$32,560

increases in Invisalign
receipts at 12 months¹¹

Proven digital

I'm more than just a fast scanner

Integrating digital scanning into your practice requires more than just fast image capture. iTero Element scanners connect rapid image acquisition with high-tech training, technical support and predictable workflow systems.

iTero scanner training

Virtual classroom training transforms the learning experience and is conducted by iTero clinical trainers to ensure integration within the practice.

- 1:1 instructor led virtual classroom training
- Flexible scheduling reduces practice downtime
- Conducted by manufacturer clinical trainers
- Self-guided online training foundations & video library
- Advanced training webinars



solution

Choose your preferred scanning solution

Features	iTero Element	iTero Element 2	iTero Element Flex
Accuracy	■	■	■
Rapid scan	■	■	■
Color scan	■	■	■
Autocalibration	■	■	■
Comprehensive restorative & implant workflows	■	■	■
Chairside CAD and milling collaborations	■	■	■
Expansive global laboratory network	■	■	■
TimeLapse Visualization	■	■	■
Optimized Invisalign Integration	■	■	■
Direct manufacturer technical & clinical support	■	■	■
Plug & play serviceability (no technician required)	■	■	■
1:1 instructor led virtual classroom training	■	■	■
Next generation computing power		■	
Expanded 21.5" touch widescreen		■	
Integrated battery for uninterrupted scanning		■	
Laptop connectivity			■
Custom-designed carrying case			■



More power.
More convenience.
More capabilities for
your dental practice.¹²

[Learn more at iTerocom.com](http://iTerocom.com)

1. Based on comparison of 40 start-up times between each product: iTero Element and iTero Element 2.
2. With a fully charged battery, the user can scan for 30 minutes without having to plug in for power.
3. To use the iTero Element Flex scanner, the user must purchase a laptop separately. To view a list of certified laptops, please visit the iTero.com website.
4. Scan times vary and depend on individual experience. Data on file at Align Technology.
5. Figures updated as of January, 2018. Data on file at Align Technology.
6. Data on file at Align Technology, as of March 5, 2018. Invisalign scans include, but not limited to, additional aligner order scans, progress tracking, and does not reflect total Invisalign case shipments.
7. 25% faster scan processing with the iTero Element 2 as compared to the iTero Element, and based on comparison of 40 Invisalign scans and 40 restorative scans with 3 prep teeth processed by each product: iTero Element and iTero Element 2.
8. Inside Dentistry, July 2017, Volume 13, Issue 7. "A Changing World Necessitates Rewriting a Classic".
9. Data on file at Align Technology, as of April 10th, 2018.
10. Retrospective data evaluation and quantitative analysis completed by Dr. Mackay, University of Memphis. 495 orthodontic practices worldwide. Mackay MM, et al. Acquisition of a digital intraoral scanning device: An examination of practice volume changes and the economic impact via an interrupted time series analysis. The Journal of Clinical Dentistry 2017; 28 (Suppl): S1-S5.
11. Valuation based on \$5,500 Invisalign case fee. Median case fee of Invisalign treatment is often \$3,000-\$8,000 in the U.S. per Invisalign.com website.
12. More power, convenience and capabilities compared to the iTero Element system.

Invisalign, iTero, iTero Element, the iTero logo, among others, are trademarks and/or service marks of Align Technology, Inc. or one of its subsidiaries or affiliated companies and may be registered in the U.S. and/or other countries. ©2018 Align Technology, Inc. All rights reserved. 203104 Rev A

